



GLASROD® Solid Rod and Bar

All GLASROD® solid rod and bar products feature:

- High physical strength
- Excellent dielectric properties
- Dimensional stability
- Resistance to common solvents
- Heat resistance
- High strength-to-weight ratio
- Low water absorption

GLASROD® solid rod and bar products are fiberglass-reinforced thermoset polyester shapes which exhibit properties desirable for a wide range of structural and electrical applications.

Superior strength provided by the continuous filament fiberglass roving is complemented by the physical and electrical characteristics contributed by the thermoset polyester resins. Together they provide the right combination of properties to offer significant price/performance advantages over alternative materials.

Grade MTS


Most economical system for electrical use; designed for 155°C service. 50,000 psi tensile and 80,000 psi flexural strength. Available in Rectangular, Square, "A" and Dogbone shapes.

Grade SG-200

Highest temperature – rated for 210°C/210°C service. Excellent thermal endurance. Ideal replacement for silicone rod. Available in Rectangular, Square, "A" and Dogbone shapes.

Grade HIR

Highest physical properties. Electrical properties and high temperature capabilities – Class H (200°C). Dimensional stability and 100,000 psi flexural strength. Resistant to fluids commonly used around electrical equipment. Greater cost efficiency than epoxy, phenolic, nylon or brass rod. Available in Round Rod.



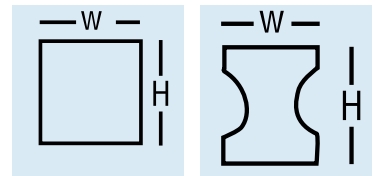

GLASROD® solid rod and bar products are fiberglass-reinforced thermoset polyester shapes which exhibit properties desirable for a wide range of structural and electrical applications.





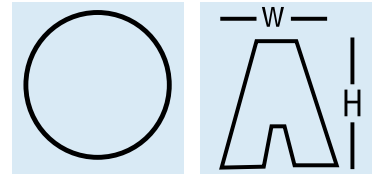
GLASROD® Solid Rod and Bar

	UNIT	ASTM/UL Number	Grade MTS	Grade SG-200	Grade HIR
General Information					
Standard Color			Red	Tan	Light Green
Mechanical Properties					
Tensile Strength	Psi	D638	50,000	70,000	90,000
Tensile Modulus	Psi x 10 ⁶	D638	2	2	3
Flexural Strength	Psi	D790	80,000	80,000	100,000
Flexural Modulus	Psi x 10 ⁶	D790	3	3	4
Compressive Strength – axial	Psi	D695	40,000	50,000	60,000
Compressive Strength – transverse	Psi	D695	14,000	14,000	16,000
IZOD Impact Strength	ft.lb./in.	D256	40	40	60
Shear Strength – in plane	Psi	D3914	2,000	3,000	3,500
Water Absorption	% by wt.	D570	0.25	0.15	0.10
Specific Gravity	–	D792	2	1.85	1.9
Electrical Properties					
Arc Resistance	Sec.	D495	130	150	150
Electric Strength – 1" axial in oil	KV		70	70	80
Permittivity, 60 Hz			5	5	5
Insulation Resistance	ohmX10 ¹²		83	64	100
Thermal Properties					
Thermal Conductivity	Btu.in/h.ft ² .°F	D570	2	2	2
Coefficient of Thermal Expansion		D792	0.9	0.7	0.6



Rectangular & Square

Dogbone



Round Rod

"A" Shape

Grade MTS or SG-200 Rectangular & Square			
Part No.	Size Width x Height	Feet Per Package	Molded Tolerance
0404	1/4 x 1/4	1620	±0.010"
0406	1/4 x 3/8	1080	±0.010"
0408	1/4 x 1/2	864	±0.010"
0410	1/4 x 5/8	648	±0.010"
0412	1/4 x 3/4	540	±0.010"
1904	1/4 x 1 1/16	324	±0.010"
0505	5/16 x 5/16	972	±0.010"
0508	5/16 x 1/2	648	±0.010"
0516	5/16 x 1	324	±0.010"
0606	3/8 x 3/8	720	±0.010"
0608	3/8 x 1/2	576	±0.010"
0610	3/8 x 5/8	432	±0.010"
0612	3/8 x 3/4	360	±0.010"
0616	3/8 x 1	288	±0.015"
0808	1/2 x 1/2	432	±0.015"
0810	1/2 x 5/8	324	±0.015"
0812	1/2 x 3/4	270	±0.015"
0816	1/2 x 1	216	±0.015"
1012	5/8 x 3/4	225	±0.015"
1216	3/4 x 1	144	±0.015"
2020*	1 1/4 x 1 1/4	54	±0.015"

Grade MTS or SG-200 Dogbone			
Part No.	Size Width x Height	Feet Per Package	Molded Tolerance
0406	1/4 x 3/8	1080	±0.010"
0606	3/8 x 3/8	810	±0.010"
0608	3/8 x 1/2	576	±0.015"
0610	3/8 x 5/8	432	±0.015"
0612	3/8 x 3/4	360	±0.015"
0616	3/8 x 1	288	±0.015"
0808	1/2 x 1/2	432	±0.015"
0810	1/2 x 5/8	324	±0.015"
0812	1/2 x 3/4	270	±0.015"
0816	1/2 x 1	216	±0.015"
1012	5/8 x 3/4	225	±0.015"
1216	3/4 x 1	144	±0.015"

Grade HIR Round Rod				
Part No.	Size Width x Height	Molded Tolerance	Length Per Rod (FT)	Feet Per Standard Bundle
6030125	.125	±0.003"	3	180
6050003	.187	±0.002"	3	150
6050004	.250	±0.005"	9	1620
6050005	.313	±0.005"	9	810
6050006	.375	±0.005"	9	720
6050008	.500	±0.010"	9	432
6050010	.625	±0.010"	9	270
6050012	.750	±0.015"	9	180
6050014	.875	±0.015"	9	135
6050016	1.000	±0.020"	9	108

SG-200 "A" Shape			
Part No.	Size Width x Height	Feet Per Package	Molded Tolerance
6277110	3/8 x 1/2	648	±0.010"
6277120	1/2 x 5/8	450	±0.010"
6277130	1 1/16 x 3/4	288	±0.015"

Röchling Glastic Composites
 4321 Glenridge Road
 Cleveland, OH 44121 USA
 Tel: 216-486-0100
 Fax: 216-486-1091
www.glastic.com

All of the information, suggestions, and recommendations pertaining to the properties and uses of the Röchling Glastic Composites products described herein are based upon tests and data believed to be accurate; however, the final determination regarding the suitability of any material described herein for the use contemplated, the manner of such use, and whether the use infringes any patents is the sole responsibility of the user. THERE IS NO WARRANTY, EXPRESS OR IMPLIED, INCLUDING, WITHOUT LIMITATION WARRANTY OF MERCHANTABILITY OR FITNESS FOR A PARTICULAR PURPOSE. Under no circumstances shall we be liable for incidental or consequential loss or damage.

Glastic® and Glasrod® are registered trademarks of Röchling Glastic Composites. UL® is a registered trademark of Underwriters Laboratories, Inc.

©2007 Röchling Glastic Composites. All Rights Reserved. Printed in USA.